

## Broadway On Demand Purchase + Viewing Instructions for a Live Event

### **PURCHASING YOUR STREAM**

#### STEP 1: Locate the production you want to purchase

Click the following Links:

November 20<sup>th</sup> Livestream: <https://www.broadwayondemand.com/not-live/2YhHF6oDLFbf-clue---on-stage--bishop-noll-institute?channel=live-productions>

November 21<sup>st</sup> Livestream: <https://www.broadwayondemand.com/not-live/OPz9ewG2QkyU-clue---on-stage--bishop-noll-institute?channel=live-productions>

November 22<sup>nd</sup> Livestream: <https://www.broadwayondemand.com/not-live/GB0RDUb8OHhs-clue---on-stage--bishop-noll-institute?channel=live-productions>

to be taken directly to the event show page. It should look something like this:



#### STEP 2: Click the Pre-Order Now! Button

Click the Pre-Order Now!\* Button at the bottom of the page.

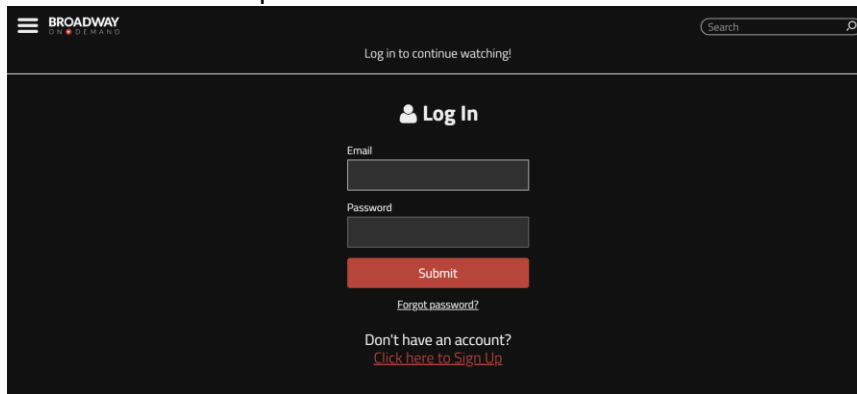
\*note that the Pre-Order Now! Button won't appear if you have already paid for the event or the event is free of charge

#### STEP 3: Log in /Create an Account

If you haven't done so already, you will be prompted to either log in or create an account.

**If you already have a Broadway On Demand account**, enter your email and password in the given fields.

If you don't already have a **Broadway On Demand** account, select "Click here to Sign Up" and enter an email and password.



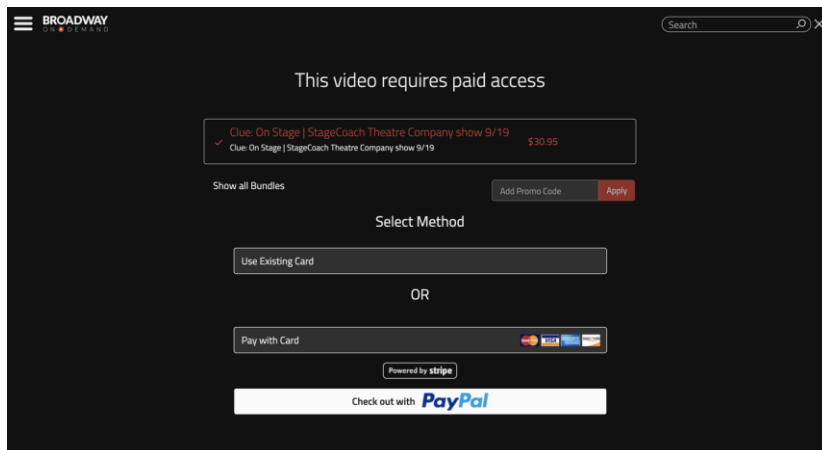
The screenshot shows the Broadway On Demand login interface. At the top left is the logo, and at the top right is a search bar. Below the logo, it says "Log in to continue watching!". The main heading is "Log In" with a person icon. There are two input fields: "Email" and "Password". Below these is a red "Submit" button. Underneath the button are links for "Forgot password?" and "Don't have an account? Click here to Sign Up".

#### STEP 4: Pay for Your Stream

Once you've logged in or created your account, you will be automatically taken to the payment page.

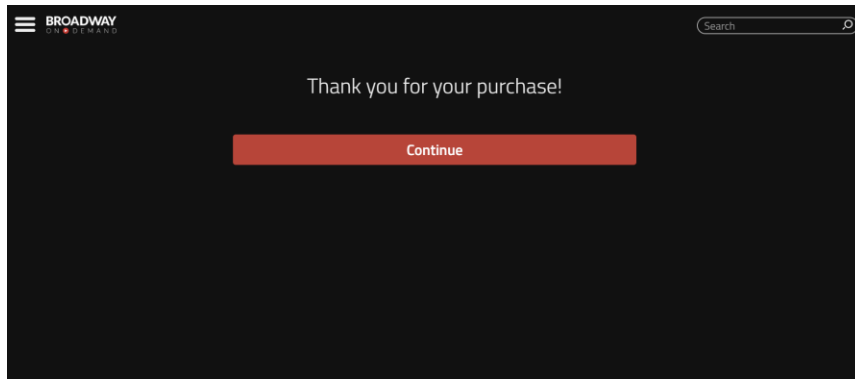
Here you can pay for the stream with a **credit card** or **PayPal**.

If you've been given a **Promo code** (sometimes referred to as Access Code), enter the code into the "Add Promo Code" field and click apply.



The screenshot shows the payment page for a video. At the top, it says "This video requires paid access". Below that is a bundle listing: "Clue: On Stage | StageCoach Theatre Company show 9/19" with a price of "\$30.95". There are buttons for "Show all Bundles", "Add Promo Code", and "Apply". The "Select Method" section has a "Use Existing Card" button. Below that is an "OR" separator, followed by a "Pay with Card" button with logos for Visa, Mastercard, American Express, and Discover. At the bottom, it says "Powered by stripe" and "Check out with PayPal".

Confirm your purchase to complete the transaction.



Congratulations! You've completed your purchase and now are ready for the show!

## **WATCHING THE SHOW**

### STEP 1: Navigate to the Production Show Page

Use the same links:

November 20<sup>th</sup> Livestream: <https://www.broadwayondemand.com/not-live/2YhHF6oDLFbf-clue---on-stage--bishop-noll-institute?channel=live-productions>

November 21<sup>st</sup> Livestream: <https://www.broadwayondemand.com/not-live/OPz9ewG2QkyU-clue---on-stage--bishop-noll-institute?channel=live-productions>

November 22<sup>nd</sup> Livestream: <https://www.broadwayondemand.com/not-live/GB0RDUB8OHhs-clue---on-stage--bishop-noll-institute?channel=live-productions>

be taken directly to the event show page. (Hint: this is the same link you clicked to purchase the event)

If you haven't done so already, you will be prompted to log in to your account. Once logged in, if you've arrived prior to the start time, you will see the event countdown page (picture 1). If the event has started, you will see the production on this page (picture 2)!

Picture 1:



Picture 2:



Enjoy the show!

If you experience any difficulties trying to purchase or access the production, please email [info@broadwayondemand.com](mailto:info@broadwayondemand.com).